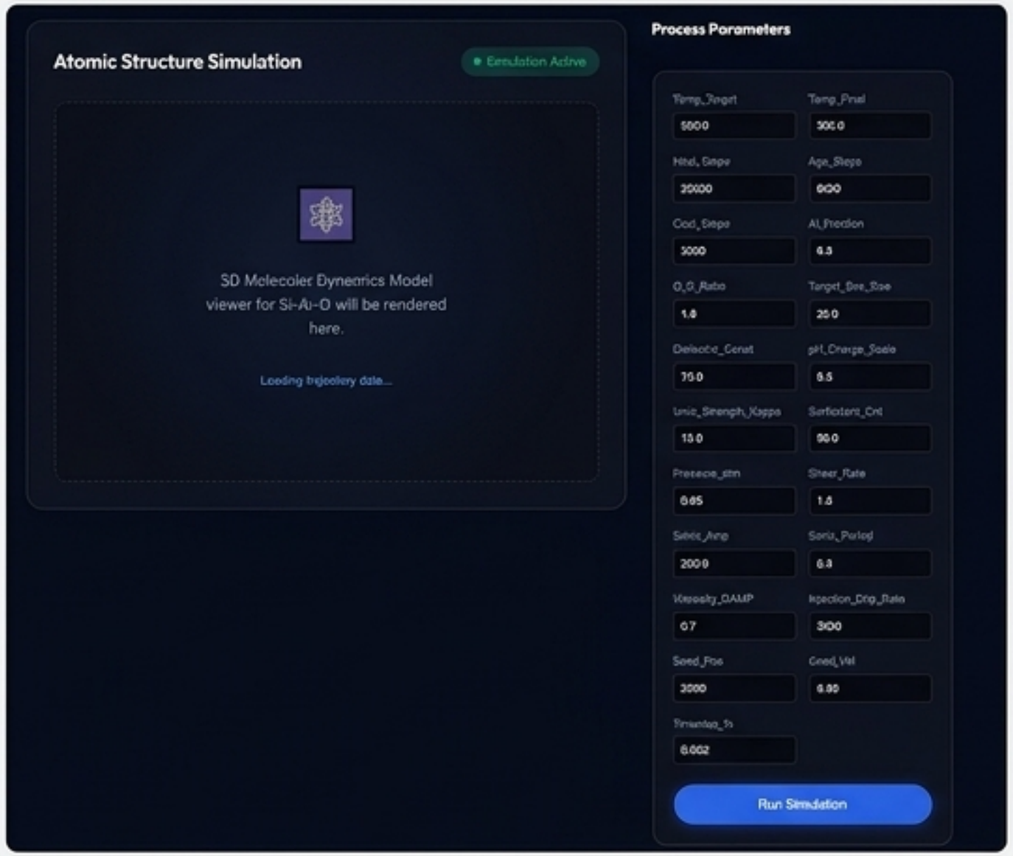

Mastering SiAl Mixed Metal Oxide Synthesis

Translating physical kinetics into predictable digital pathways via NanolatticeAI and SHAP analysis.

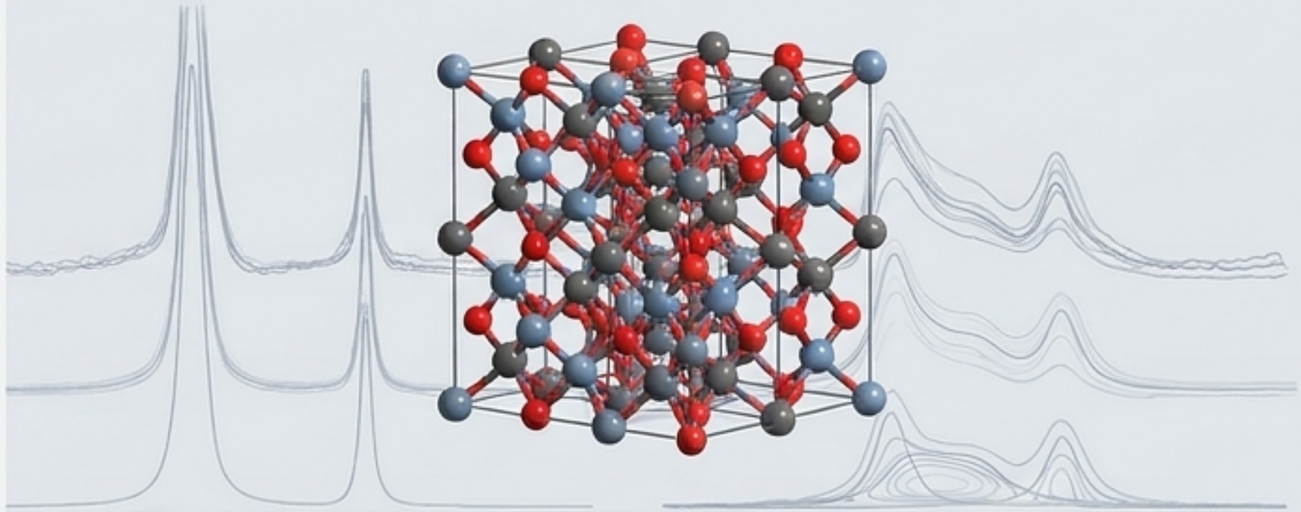

The Physics

Physical sol-gel synthesis of Si-Al-O systems faces significant kinetic barriers, requiring >1200°C for proper mullitization and risking unwanted phase separation due to Al/Si reactivity mismatches.

The Model

NanolatticeAI accurately models these energetic and structural barriers at the molecular level, reflecting empirical laws of monophasic and diphasic phase evolution.

The Insight

SHAP machine learning analysis of simulator outputs reveals a precise, **actionable control manual** to dictate nanocrystal ratio, size, and shape prior to physical laboratory synthesis.

Gemini Notebook

Premium scientific editorial

Decoding Morphology: The Phase & Shape Levers

In physical synthesis, overcoming the unmixability of distinct silica and alumina species dictates final crystal geometry. In NanolatticeAI, Al_Fraction is the dominant variable governing this bifurcation.

Al_Fraction

> 0.7 (High)

Path A: Diphasic Mimicry

AI Output: Drives extreme Shape Anisotropy (Y5), elevated Phase Separation (Y11), and distinct Core-Shell segregation (Y12).

Physical Equivalent: Mimics the formation of physical diphasic gels where transient γ-alumina precipitates, ultimately yielding prismatic/needle-like mullite structures with residual siliceous liquid boundaries.

< 0.3 (Low)

Path B: Monophasic Compaction

AI Output: Suppresses shape anisotropy and phase separation, driving uniform compaction.

Physical Equivalent: Mirrors monophasic sol-gel processing (atomic-scale mixing), yielding homogenous, spherical amorphous nanoparticles capable of direct low-temperature mulliization (-980°C).

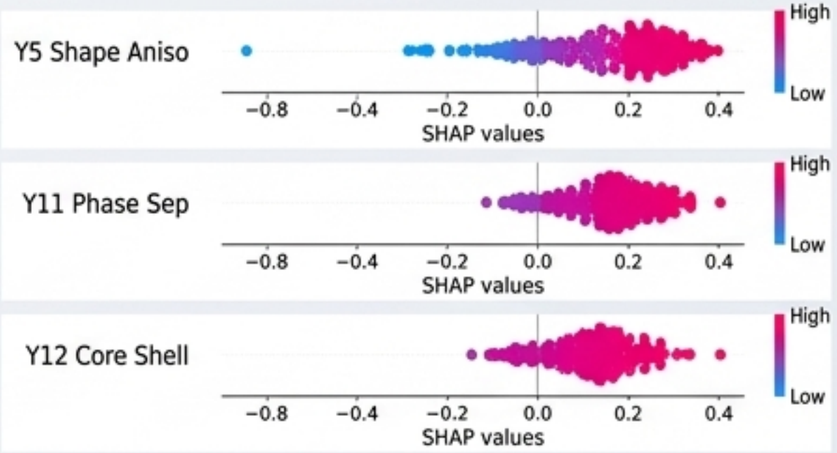

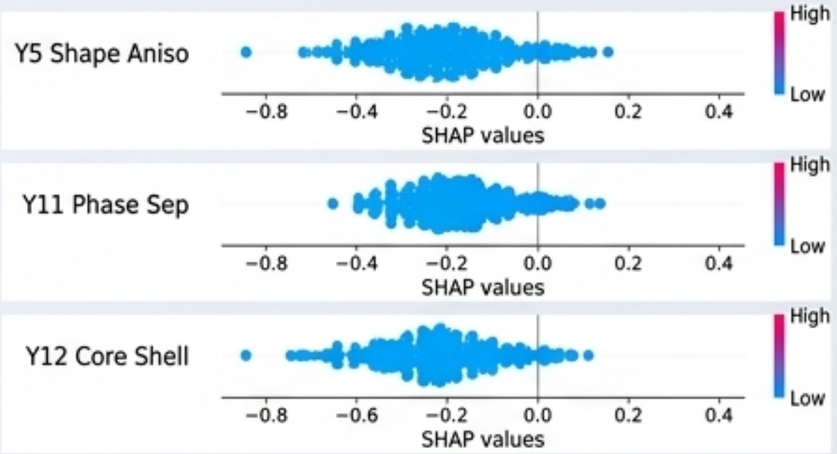

Gemini Notebook

Premium scientific editorial

Governing Kinetics: The Size & Aggregation Levers

Physical synthesis relies on careful thermal calcination and precursor concentration to manage nucleation rates. NanolatticeAI maps these kinetic realities to inverse relationships between spatial constraints and environmental damping.

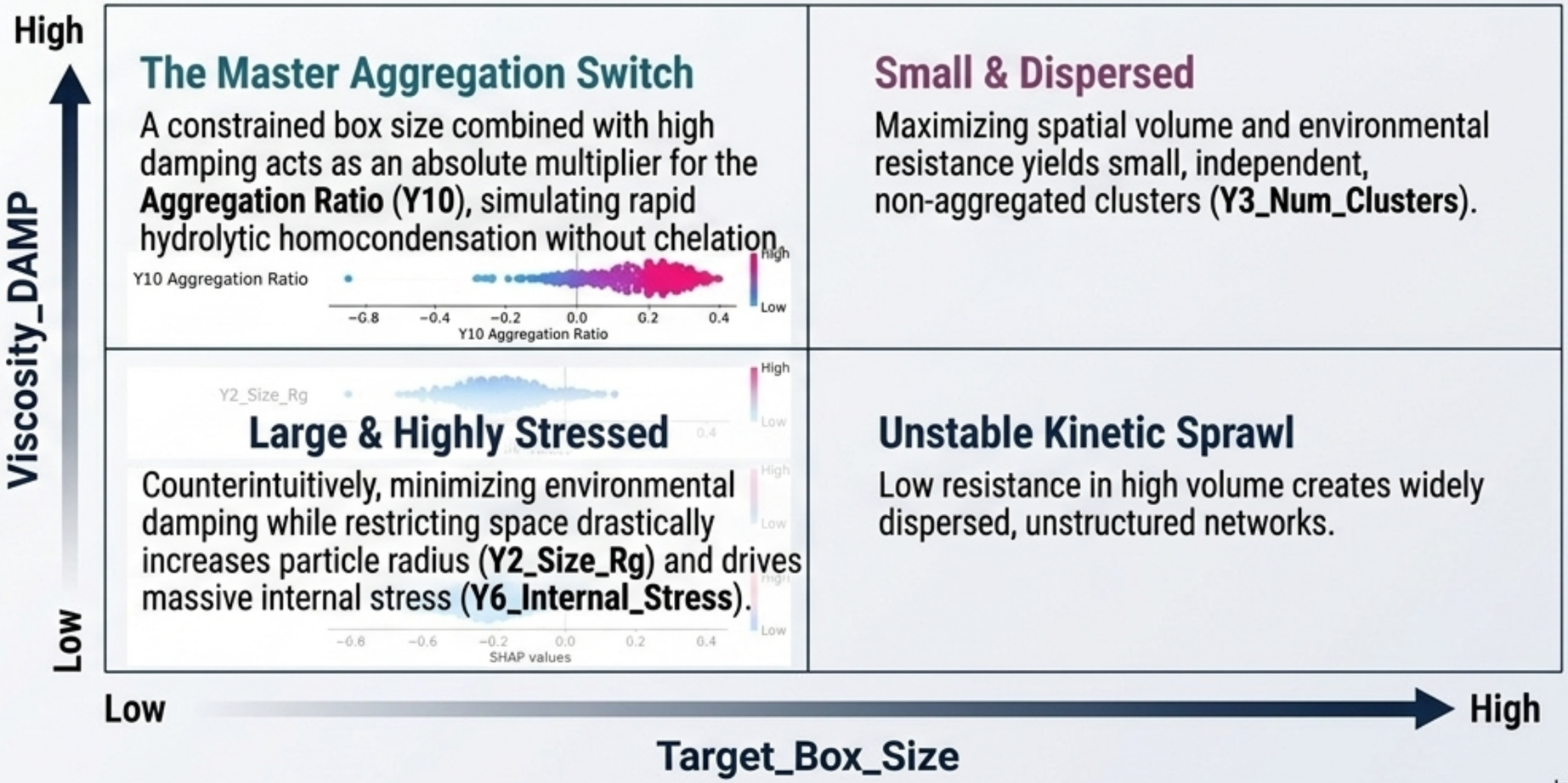

Joint Laboratory of Solid-State NMR
IMC AS CZ and JHIPC AS CZ

Gemini Notebook

Premium scientific editorial

The NanolatticeAI Input Matrix

The definitive blueprint mapping physical desired states to digital simulation parameters.

Desired Physical State	Key Physical Drivers	NanolatticeAI Inputs	Expected Output Metrics

Anisotropic Mullite Needles (High Strength)	High Al, Diphasic mixing, High calcination (>1200°C)	`Al_Fraction > 0.7`
		`Target_Box_Size ~ 25.0`
		`Timestep_fs (High)`
			High Y5 (Shape Aniso)
			High Y12 (Core-Shell)

Homogeneous Spherical Nanoparticles	Monophasic atomic-scale mixing, Direct mullitization (~980°C)	`Al_Fraction ~ 0.3 - 0.5`
		`Viscosity_DAMP ~ 0.7`
		`Target_Box_Size > 50.0`
			High Y4 (Compactness)
			Low Y11 (Phase Sep)

Large Aggregated Oxide Clusters	Hydrolytic sol-gel processing without kinetic chelation	`Target_Box_Size (Low)`
		`Viscosity_DAMP (Low)`
		`Age_Steps (High)`
			High Y2 (Size)
			High Y10 (Aggregation)
			High Y6 (Internal Stress)

Accelerating Si-Al-O Synthesis

Conclusion

NanolatticeAI successfully computationalizes the complex phase evolution and structural energetics of advanced aluminosilicate systems.

Impact

By applying the derived Input Matrix, researchers can accurately predict oxide nanocrystal morphology, size, and aggregation—bypassing months of costly, trial-and-error wet-lab sol-gel synthesis and phase boundary calculations.

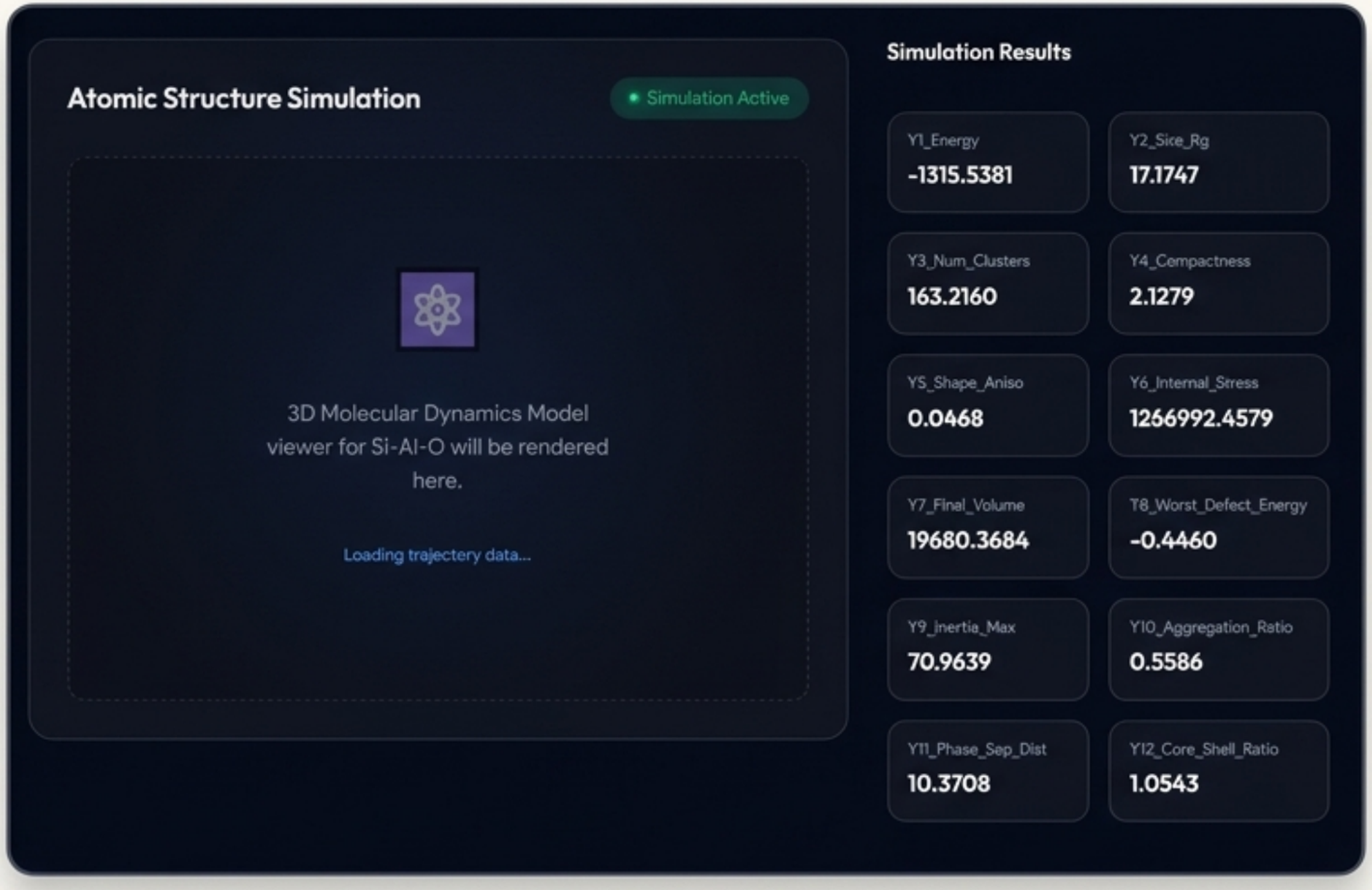

Access the Combiner at **NanolatticeAI.com**. Input the targeted parameters to simulate your specific SiAl nanocrystal morphology today.

[Run Simulation]

Gemini Notebook